

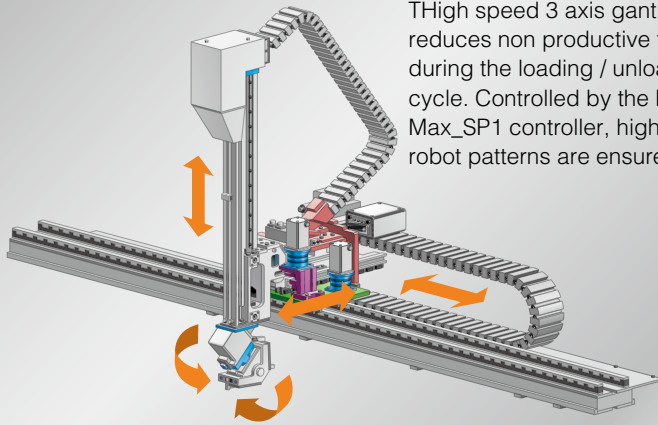
Three Axis Gantry Robot

LX-30

High speed 3-axis gantry robot

The 3-axis robot with Fuji MAX-SP1 controller and swivel type of robot chuck is adopted for reducing parts loading/unloading time and achieving flexible production line.

High Speed 3 axis Gantry Robot



The high speed 3 axis gantry robot reduces non productive times during the loading / unloading cycle. Controlled by the FUJI Max_SP1 controller, high speed robot patterns are ensured.

Swivel Head Robot Chuck



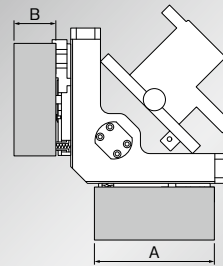
Non productive time reduction utilizing the swivel head design.

Fastest Robot in its class

		CSD200 (CSD200 Dual-G)	CSD300 (CSS300)	CSD400 (CSS400)
Carrying capacity	kg	3+3	5+5	15+15
Max. travelling speed	m/min	180	165	135
Max. vertical speed	m/min	150	120	75
Max. horizontal speed	m/min	70	70	50
Min. tact time	sec	19.0(11.0)	21.2(13.0)	36.2(21.0)

The above-mentioned data is actual values, but not a performance guarantee.

Robot Chuck

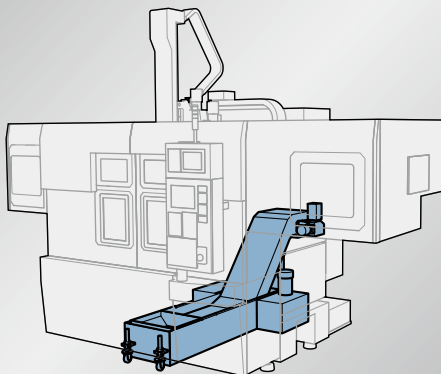


	Work size (AxB)
CSD200	Ø120mm×60mm
CSD300	Ø200mm×100mm
CSS300	Ø200mm×100mm
CSD400	Ø300mm×150mm
CSS400	Ø300mm×150mm

Class 300/400 utilizes hydraulic robot chucks – yielding better grip for faster robot traverse speeds.

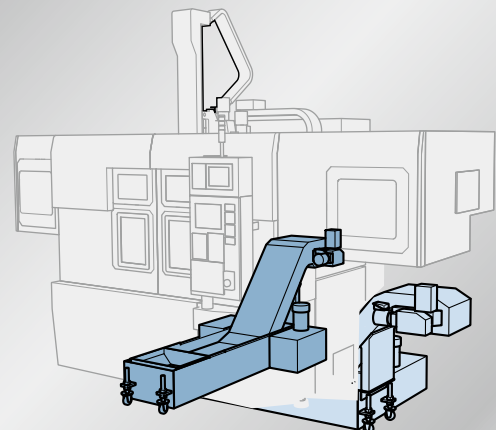
Option

Chip Conveyor



Remove the chip of the 2 axes from the machine to the chip chute effectively with one chip conveyor. Depending on the chip, you can choose hinge type, scraper type, magnetic scraper type, etc.

Chip Conveyor (side exit)



Side exit conveyor can be ordered for floor layouts in where rear exit does not work.

